

# ARGONAUT GAZETTE

“KEEPING THE PAST ALIVE”

SACRAMENTO, December 2010

## Happy Holidays!

*Janessa West, Program Coordinator*

*The holly and the ivy,  
When they are both full grown,  
Of all trees that are in the wood,  
The holly bears the crown:  
O, the rising of the sun,  
And the running of the deer  
The playing of the merry organ,  
Sweet singing in the choir.  
- Christmas Carol*

Welcome to the winter wonderland. It's official—the rain is here and the temperature has dropped. The great thing about this time of year is that we finally have a good reason to get out the wool coats, hats, and multiple layers of petticoats! Sign up for some of the various caroling, strolling, and greeting holiday activities and wear your warm historic attire! Have a wonderful holiday season and I hope to see you all next year!

## New Member Training

A big thank you to our mentors and instructors for our 2010 Fall training program. Thank you to Doug for organizing this semester's training! For those of you who are brand new, welcome! A new roster will be coming out soon with everyone's up-to-date information.

## Donate this Holiday Season

Once again the Sacramento History Museum and the Old Sacramento Visitors Center are serving as drop-off locations for Toys for Tots and the Sacramento Food Bank and Family Services annual Spirit of Giving food drive. If you have the means to donate a toy or a canned food item, please drop it by either the Museum or the Visitors Center. Thank you for your generosity this holiday season!

## From the President

*Jill Quinn, President*

'Tis the season of good cheer, and there will certainly be plenty of opportunities to spread that good cheer around Sacramento City. Festivities abound starting out with the Tree Lighting and continue on through New Year. I find Sacramento City quite lovely at Christmas time with lighted Christmas trees on every corner. The Theatre of Lights is a wonderful event that I would encourage you to attend. Another not-to-miss event is our Holiday Ball. OSLH also has some caroling and strolls planned that are sure to spread that spirit of good cheer to our citizens of Sacramento City.



---

---

## REPORTS FROM THE FIELD

### Volunteer Holiday Potluck Decorating Party

*Janessa West*

The Sacramento History Museum went festive on November 19<sup>th</sup> with the addition of three Christmas trees. The traditional Bee Tree in honor of the Sacramento Bee is located near the Bee Exhibit complete with ornaments all with a bumble bee theme. You could say that the tree is very busy! Bringing cheer to the museum store is a small tree featuring wonderful ornaments in a variety of colors of red in honor of Chinese New Year. Last, but not least, is a grand tree out front to welcome guests to Old Sacramento this holiday season.

The event was a success and everyone brought wonderful goodies to share. Thank you for your decorating talents!



### Farmhouse Syllabub

Fill a china or earthenware bowl of any size nearly half full of cider (if sour it is of no consequence), sweeten to the taste with coarse brown sugar, grate nutmeg and cinnamon to taste; then send the bowl out to the cow to be milked on till quite full of froth. A better syllabub for company is made of port wine and cider mixed (or port wine only) sweetened with white sugar, and spiced to taste. They are generally served quite cold, and will even keep until the next day, only not so well. The bowl is generally placed on the table, and the syllabub served with a punch ladle into coffee-cups placed all around the bowl.

-From *The Lady's Friend* (published in Philadelphia, by Deacon & Peterson) Vol. IV no. 7, July 1867, column entitled "Receipts".

[www.victoriana.com/Wine/wine-1.html](http://www.victoriana.com/Wine/wine-1.html)

### Blackberry Brandy

Take equal parts brandy and blackberry juice, add to every gallon one pound of loaf-sugar. This is excellent for bowel complaints.

-From *The Lady's Friend* (published in Philadelphia, by Deacon & Peterson) Vol. IV no. 8, August 1867, column entitled "Receipts".

[www.victoriana.com/Wine/wine-1.html](http://www.victoriana.com/Wine/wine-1.html)



*Attendees busily decorate the Bee Tree.*

---

---

## Upcoming Events

### Theatre of Lights

Performances of this “Spectacular Symphony of Lights, Sounds & Visual Effects” will take place every Thursday-Sunday in December at 6:00 and 7:30 p.m., excluding Christmas Day. The show features our very own Mark Twains (Michael Aye, Jim Lundsten, and Roger Quinn) and the reading of *The Night before Christmas*.

A new aspect of the program this year is to showcase costumed characters mingling with the crowds and a scene on the boardwalk outside the What Cheer House to show miners enjoying an evening of celebration and libations! Our holiday season can get quickly booked, but it is important to show our presence at these holiday events. Specific nights have been designated to be enhanced with living history characters. If you are interested in strolling, mingling, or participating as a character, please let Janessa know. The enhanced nights are:

- Saturday, December 4<sup>th</sup>
- Saturday, December 11<sup>th</sup>
- Sunday, December 12<sup>th</sup>
- Friday, December 17<sup>th</sup>
- Saturday, December 18<sup>th</sup>
- Sunday, December 19<sup>th</sup>

### Dickens Fair

If you volunteered for even one day with the summer Street Theatre program, then you are entitled to two free tickets to the Dickens Fair. Go to [www.redbarnproductions.org/missives.htm](http://www.redbarnproductions.org/missives.htm) and select **2010 Summer Program Participants - Dickens Fair Invitation!** If your name is not on the list, please let Janessa know and we will verify your participation and get your name on the list. You can pick up your tickets at Will Call.

There is a carpool group going on December 18<sup>th</sup>. If you need a ride, please contact Janessa and she will put you in touch with the carpool group.

[*Editor's note:* Ken and I attended the Dickens Fair on November 27. There were no tickets with our names on them at Will Call. But when we mentioned the Red Barn Summer Program, they said “Oh, Time Travelers,” had us sign a list, and gave us the tickets.]

### Holiday Stroll

**December 4<sup>th</sup>, 10:00 a.m.-1:00 p.m.**

We have been invited to come and stroll at the *Christmas in the Village* at Town & County Village on December 4<sup>th</sup>. For those who like to stroll, this is the event for you! Join us at 9:45 in front of William Glen located at 2651 El Paseo Lane in the shopping center at the corner of Fulton and Marconi Avenues. Those currently signed up include: Eileen, Richard, Dale S., Skip, Donna, Ruth, Gwen, Doug, Sandra, Craig, Dick, Penny, Terry, Ray, Linda, Jan.



### Santa Parade

**December 11<sup>th</sup>, 10:00 a.m.**

In case you have not heard already, the Santa Parade has had a date change. The parade will have the same route as last year, but sadly will be shorter without a contingent from Old Sacramento Living History. Due to other holiday festivities already planned for that day, we will not be participating as an official unit. If you would like to participate in the parade, please let Janessa know and she will see if there are other units you may join.

---

---

## Upcoming Events



### Old Sacramento Holiday Cheer

**December 11<sup>th</sup>, 1:00-4:00 p.m.**

Join us for a day of holiday cheer at the Sacramento History Museum. Celebrate with cider and cookies and visit with Father Christmas. Take part in some holiday sing-a-longs. The Twelve Days of Christmas led by Terry Eargle will get the caroling started.

The Pony Express will once again be making an entrance as they bring in the Christmas Post and deliver it to the Sacramento History Museum. The riders are expected to arrive at 3:35.

Also, join us for mid-19<sup>th</sup> century ballroom dancing hosted by the Sacramento Ballroom Society. Don your finest day or eveningwear and bring your dance shoes. To accommodate the growing popularity of this event, dancing will be held in the more spacious Stanford Gallery.

If you would like to attend please let Janessa know.

### Nutcracker Sweet Sunday

**December 12<sup>th</sup>, 3:00-4:00 p.m.**

At Sweet Sunday, ballet fans have the opportunity to meet and greet the cast of the Nutcracker after the performance. Some of us caroled in costume last year in the lobby of the Community Center Theater, and they want us back! Please let Janessa know if you would like to participate in this event. Everyone who sings will receive a ticket to the Nutcracker (for a different day).

### SCVB Holiday Party

**December 8<sup>th</sup>, 4:30-7:30 p.m.**

The annual holiday party for the **Sacramento Convention and Visitors Bureau** is almost here. For many years, members of OSLH have greeted City of Sacramento employees as they gather for this event. Entrance to the party is gained by a donation to the Toys for Tots.

Greeters are encouraged to arrive at 4:30 p.m. to welcome everyone to the party. If you are free, please add this to your calendar. It is a fun night, and those who greet and mingle are also welcome to sample some of the wonderful items provided by Classique Catering. Those currently signed up include: Richard V., Donna, Ruth, Harm, Skip, Karen, Richard W.

### Update from

### Sacramento City Dry Goods

*JoAnn Peterson*

We have some sewing classes scheduled. On December 8<sup>th</sup> corsetiere Sidney Eileen is teaching a flossing class. Flossing is the decorative embroidery done on corsets. That class is already full but we will try to schedule another class on the same subject again soon. Let me know if you would be interested by emailing [info@saccitydrygoods.com](mailto:info@saccitydrygoods.com).

On January 8<sup>th</sup> Barbara Muran will be teaching a Victorian corset making workshop. For details contact Barbara at [Barb@ofcorset.com](mailto:Barb@ofcorset.com). On January 15<sup>th</sup> I will be teaching a corded petticoat class. For more information about this class email [info@saccitydrygoods.com](mailto:info@saccitydrygoods.com).

The Dry Goods store will be vending at two upcoming special events. We will be attending the Edwardian Ball in San Francisco on January 21<sup>st</sup> and 22<sup>nd</sup> and the Steampunk Exhibition in Santa Clara on March 25<sup>th</sup>, 26<sup>th</sup>, and 27<sup>th</sup>. We anticipate that the store will remain open while we sell at these events. For more information about them, see [www.steampunkexhibition.com](http://www.steampunkexhibition.com) and [www.edwardianball.com](http://www.edwardianball.com).

## Miscellanea

### Sewing Tips—Piping

*Mrs. Mays of the Gold Needle (aka Donna Fipps)*

Both for decoration and reinforcement, piping is applied between several seams when making a dress. Piping is made by placing thin cotton cording inside the fold of a length of a bias strip of the dress fabric. Most often the piping is made from the dress fabric; however, it can be made from a contrasting fabric for a distinctive decorated effect.


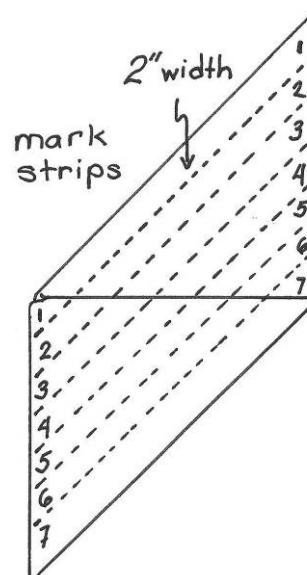
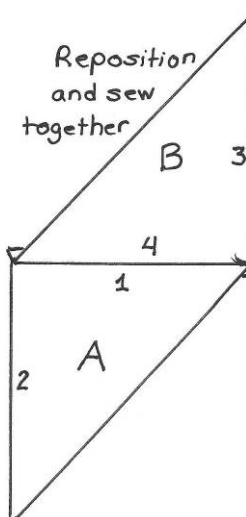
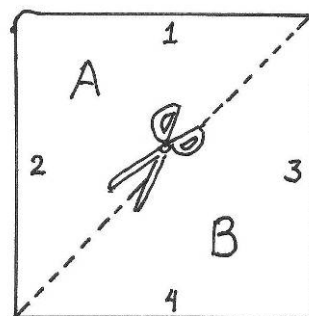
A length of bias, approximately 3-4 yards, is required if placing the piping at the neckline, the bottom edge, the sleeve edges, and around the armholes. This bias strip (2 inches wide) can be easily cut from the fabric, however, it unnecessarily takes up some length of fabric, and several pieces must be sewn together. By following the diagram at right, a continuous length of bias can be cut.

Once you have the bias strip, lay the cotton cording inside the fold (wrong sides of the fabric together). The fold should not be in the middle of the strip, but off to one side, giving a short fabric allowance and a longer fabric allowance. Baste through both layers of fabric, staying a small distance away from the cording.

When applying the piping, baste it along the seam line of one fabric piece, the allowance towards the outside of the fabric piece. The basting line should be slightly to the outside of the actual seam line. Now place the matching fabric piece (right sides together) so that the basting line is up. Sew both fabric pieces together, with the piping in between, just inside the basting. This way your stitching line should be on the seam line and the basting of both the piping and the piping attachment will not show.

When applying the piping to an edge piece such as the neck or sleeve edges, the piping is placed on the fabric so that the cording is towards the center of the piece and the longer allowance of the piping is facing up, and is at the outside of the fabric piece. Sewing just to the inside of the basting along the seam line will cause the line of basting not to show. The longer piping allowance allows for easy turning under to neatly stitch an invisible hem.

### Making continuous bias



Cut along marked lines into ONE long strip.

---

---

## Miscellanea

### Librarian's (not so) Random Pick

Janessa West

*Old Sacramento Living History Christmas Carol Songbook*

We have many different things in our library including audio tapes, CDs, research files, and the carol books. For those of you who are thinking about going caroling once or twice this season feel free to come by and pick up a copy of the *Old Sacramento Living History Christmas Carol Songbook*. These are full of wonderful holiday music! They are located in my office.



### From your Editor

Catherine Hanson

All OSLH members are invited to submit items for inclusion in the *Argonaut Gazette*. Articles, letters to the editor, calendar items, and personal news announcements are welcome. The submission deadline is the 25<sup>th</sup> of the month before publication. Submissions may be modified for length and readability at the discretion of the editor.

E-mail articles to me at:

[chanson@library.ca.gov](mailto:chanson@library.ca.gov)

For those without e-mail access, submissions can be mailed to: 1179 Theo Way, Sacramento CA 95822.



The *Argonaut Gazette* is published monthly by Old Sacramento Living History.

Editor: Catherine Hanson

### Old Sacramento Living History Center

Located in the Eagle Theatre  
Front Street, Old Sacramento

### Mailing address

Sacramento History Museum  
Attn: Living History  
101 I Street  
Sacramento CA 95814

Janessa West, Program Coordinator  
[jwest@cityofsacramento.org](mailto:jwest@cityofsacramento.org), (916) 808-4980

[www.oldsacramentolivinghistory.com](http://www.oldsacramentolivinghistory.com)

### 2010-2011 OSLH Officers

Jill Quinn, President  
Doug Peterson, Vice President  
Greg Tracy, Past President  
Jan Bullard, Secretary  
Ashley Griffiths, Treasurer  
Yolanda Starr, Member-at-Large  
Candi Zizek, Member-at-Large

OSLH is sponsored by  
the Historic Old Sacramento Foundation.



# EVENTS CALENDAR

Date	Time	Event	Location	Contact
<b>December</b>				
4 - Saturday	9:45 a.m. – 1:00 p.m.	Holiday Stroll	Town and Country Village	Janessa West
8 – Wednesday	4:30 – 7:30 p.m.	SCVB Holiday Party	Convention Center ballroom	Janessa West
11 – Saturday	1:00 – 4:00 p.m.	Old Sac Holiday Cheer	Museum and Stanford Gallery	Janessa West
12 – Sunday	3:00 – 4:00 p.m.	Nutcracker Sweet Sunday caroling	Community Center Theater	Janessa West
Thursdays – Sundays	6:00 p.m. & 7:30 p.m.	Theatre of Lights	Old Sacramento	Janessa West
Saturdays & Sundays	11:00 a.m. - 7:00 p.m.	Dickens Fair	Cow Palace, San Francisco	<a href="http://www.dickensfair.com">www.dickensfair.com</a>
<b>January</b>				
4 – Tuesday	7:00 – 9:00 p.m.	Executive Board meeting	Sacramento History Museum	Janessa West
8 – Saturday	10:00 a.m. – 12:00 noon	General Membership Meeting	Eagle Theater basement	Jill Quinn
8 – Saturday		Corset Workshop		<a href="mailto:Barb@ofcorset.com">Barb@ofcorset.com</a>
15 – Saturday		Corded Petticoat Workshop		<a href="mailto:info@saccitydrygoods.com">info@saccitydrygoods.com</a>
<b>February</b>				
5 – Saturday		Free Museum Day		Janessa West
8 – Tuesday	7:00 – 9:00 p.m.	Executive Board meeting	Sacramento History Museum	Janessa West
12 – Saturday	10:00 a.m. – 12:00 noon	General Membership Meeting	Eagle Theater basement	Jill Quinn



---

---

## The Back Page



*The cast of 2010 Ghost Tours, at the cast party after the final tour.*

### Old English Christmas Pudding

To make what is termed a pound pudding, take of raisins well stoned, currants thoroughly washed, one pound each; chop a pound of suet very finely and mix with them; add a quarter of a pound of flour, or bread very finely crumbled, three ounces of sugar, one ounce and a half of grated lemon-peel, a blade of mace, half a small nutmeg, one teaspoonful of ginger, half a dozen eggs well beaten; work it well together, put it into a cloth, tie it firmly, allowing room to swell, and boil not less than five hours. It should not be suffered to stop boiling.

-From Godey's Lady's Book, Dec. 1860

[www.victoriana.com/christmas/plum-99.htm](http://www.victoriana.com/christmas/plum-99.htm)

### Loving Cup

One bottle of scotch ale, one pint of sherry, a quarter of a pound of sugar, one bottle of soda-water, a small piece of toasted bread, grated nutmeg, four slices of lemon. In the first place the sugar must be melted and strained, which place in a cup holding three quarts, then add the wine and the ale; stir these well up; just before serving, add the soda water; and on the froth, a little grated nutmeg. Place in the toast and lemon, and take it to the table; it should be drunk immediately. This is considered by many persons to be the best cup that was ever made.

-From Peterson's Magazine (published in Philadelphia, PA) Vol. LIII No. 3, March 1868, column entitled "Our New Cook-Book"

[www.victoriana.com/Wine/wine-1.html](http://www.victoriana.com/Wine/wine-1.html)